

Care Management PCMH Committee

Person-Centered Medical Home
Program Update
February 12, 2025



PCMH Program Status

As of January 31, 2025

PCMH Program Participants		Sites		Providers	
12/31/24	1/31/25	12/31/24	1/31/25	12/31/24	1/31/25
124	124	558	558	2,517	2,518
98 PCMH Approved Practices		17 Glide Path Practices		2 Glide Path Renewal Practices	
NCQA Sustained Recognition		Working Towards NCQA Recognition		Working towards NCQA Renewal Recognition	
				16 PCMH Accredited Practices	
				Includes FQHCs	

Note: 8 Practices have sites in both PCMH & Glide Path Programs & 1 Practice has sites in both PCMH & Glide Path Renewal

PCMH Approved Practices

PCMH Approved Practices

12/31/24

99

1/31/25

98

New Approved Practices: 0
Completed Glide Path Renewal: 0
Moved to Glide Path Renewal: 1
Practices Termed: 0

PCMH Approved Sites

12/31/24

377

1/31/25

375

New Approved Sites: 0
Completed Glide Path Renewal: 0
Moved to Glide Path Renewal: 2
Sites Termed: 0

PCMH Approved Providers

12/31/24

1,821

1/31/25

1,812

Completed Glide Path Renewal: 0
New Providers: 0
Providers Added: 10
Providers Termed: 14
Moved to Glide Path Renewal: 5

PCMH Adult & Pediatric Practices

98 PCMH Approved
Practices

375
PCMH Approved Sites

31 Internal
Medicine
PCMH
Practices
with **166** Sites

22 Family
Medicine
PCMH
Practices
with **97** Sites

63 Pediatric
PCMH
Practices
with **111** Sites

1 Geriatric
PCMH
Practice
with **1** Site

This data reflects current information through January 31, 2025

*Note: 8 Practices have sites in 3 of the 4 categories & 3 Practices have sites in 2 of the 4 categories.
Sites are counted once.*

PCMH Glide Path Practices

Glide Path Practices

12/31/24

17

1/31/25

17

New Practices: 0

Completed Glide Path: 0

Practices Termed: 0

Glide Path Renewal (GPR) Practices

12/31/24

1

1/31/25

2

Completed GPR: 0

Moved to GPR: 1

Glide Path Sites

12/31/24

39

1/31/25

39

New Practice Sites: 0

Completed Glide Path: 0

Sites Termed: 0

Glide Path Providers

12/31/24

102

1/31/25

102

New Providers: 0

Completed Glide Path: 0

Providers Added: 0

Providers Termed: 0

3 Sites 6 Provider

Sites Completed GPR: 0

Sites Moved to GPR: 2

Providers Completed GPR: 0

Providers Moved to GPR: 5

PCMH Accredited Program Participants

Federally Qualified Health Centers (FQHCs) and FQHC look-alikes are program participants*

PCMH Accredited Participants

12/31/24

16

1/31/25

16

No Change

PCMH Accredited Sites

12/31/24

141

1/31/25

141

Sites Added: 0

Sites Terminated: 0

PCMH Accredited Providers

12/31/24

601

1/31/25

598

Providers Added: 6

Providers Terminated: 9

*Federally Qualified Health Centers (FQHCs) and FQHC look-alikes are PCMH program participants if they are pursuing and/or have obtained the Joint Commission Ambulatory Care accreditation with Primary Care Medical Home certification as well as NCQA recognition.



PCMH CY2025 Program Recruitment

Recruitment as of January 31, 2025

- **-0- Practice Sites**
 - 0 New Practice Sites
 - 0 New Sites from Current PCMH Practices
- **-0- Providers**
 - 0 From New Practice Sites
 - 0 From New Site from Current PCMH Practice

Practice Recruitment Opportunities

11 Practice Sites

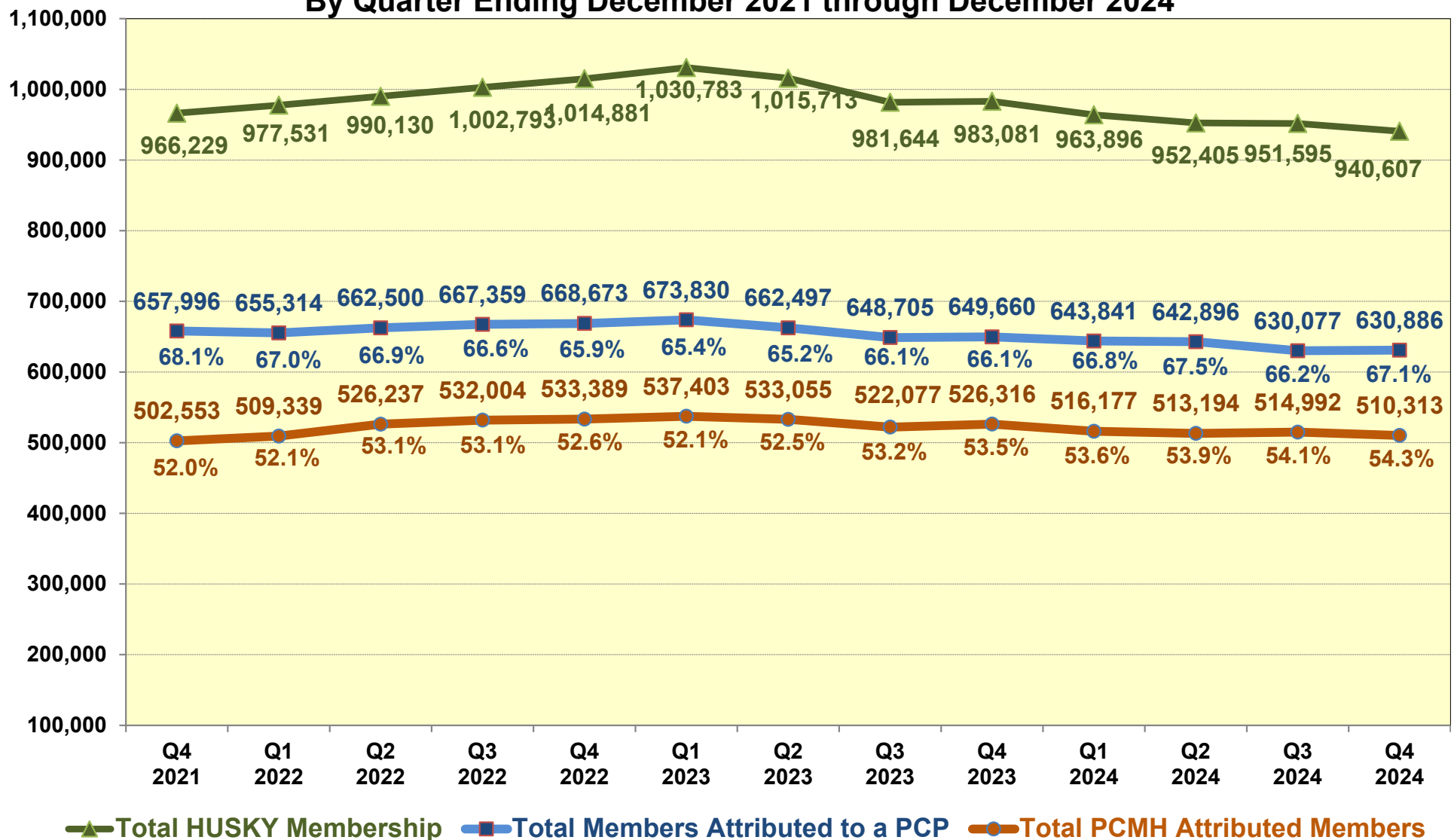
27 Providers

These are eligible primary care practices that are most likely to enroll in the PCMH program in 2025.

PCMH Program Member Attribution

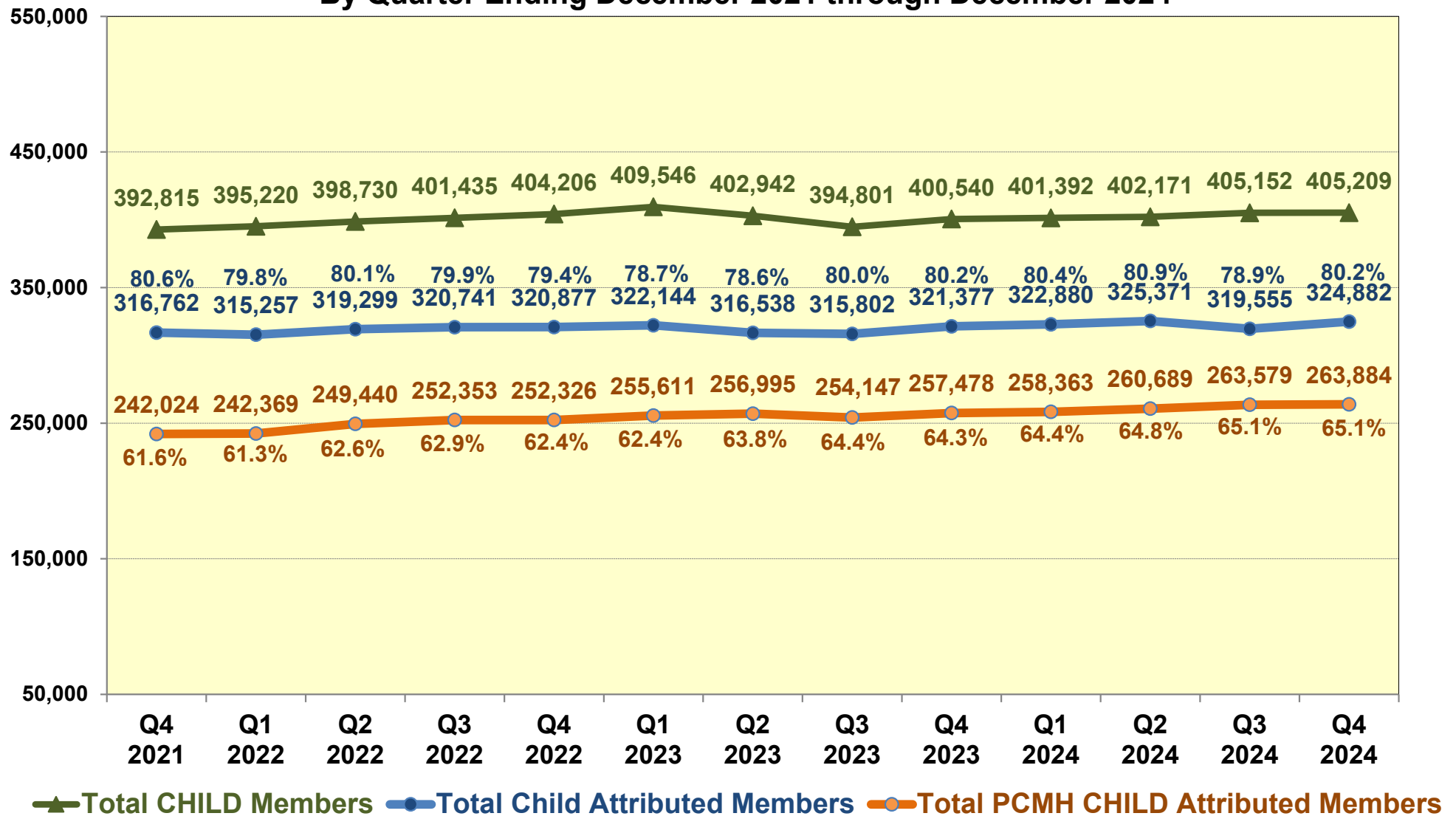
Summary of Total HUSKY Membership, Total Members Attributed to a PCP
and Total PCMH Attributed Members

By Quarter Ending December 2021 through December 2024



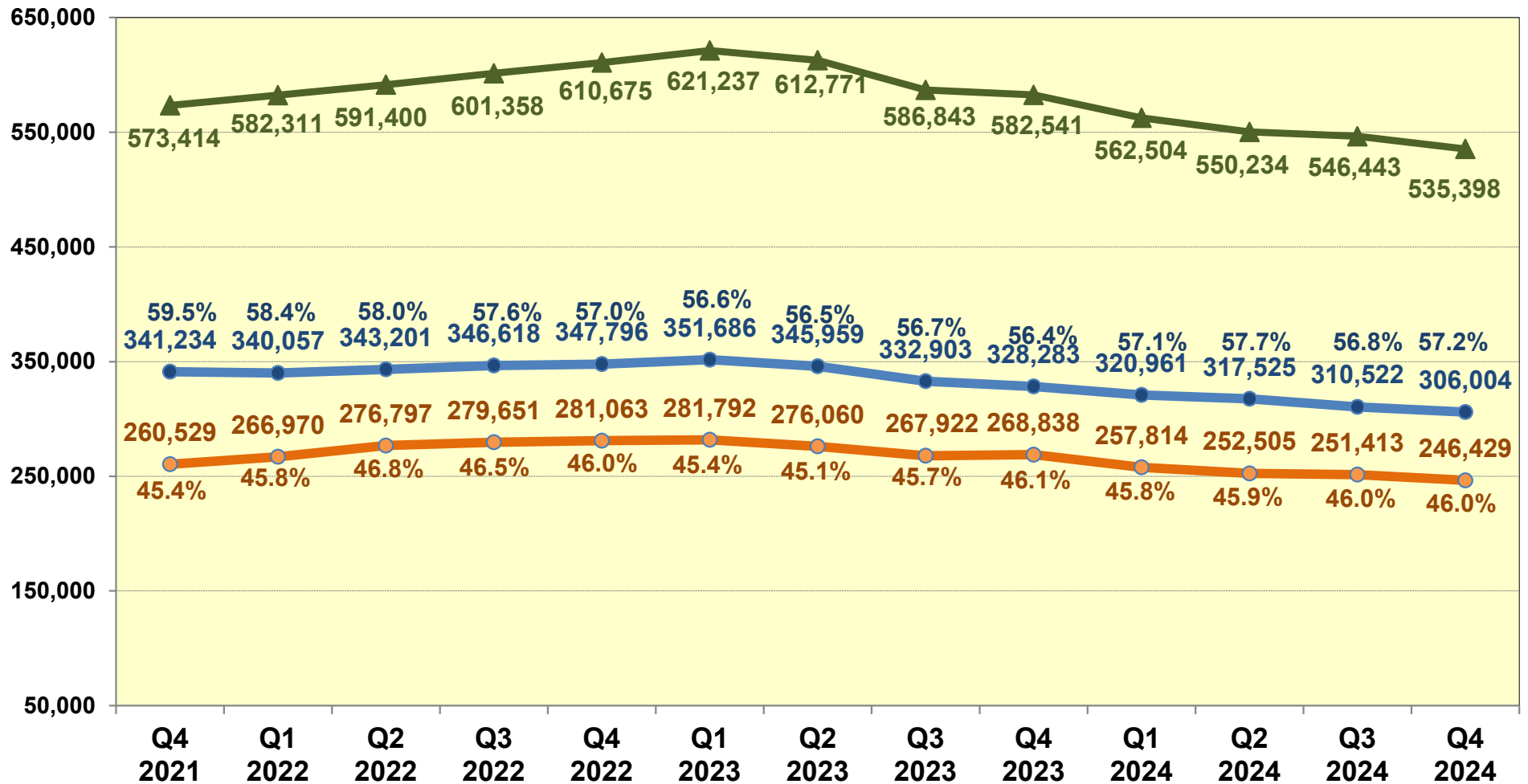
PCMH Program CHILD Member Attribution

Comparison of Total CHILD Members, Total CHILD Attributed Members,
and Total PCMH CHILD Attributed Members
By Quarter Ending December 2021 through December 2024



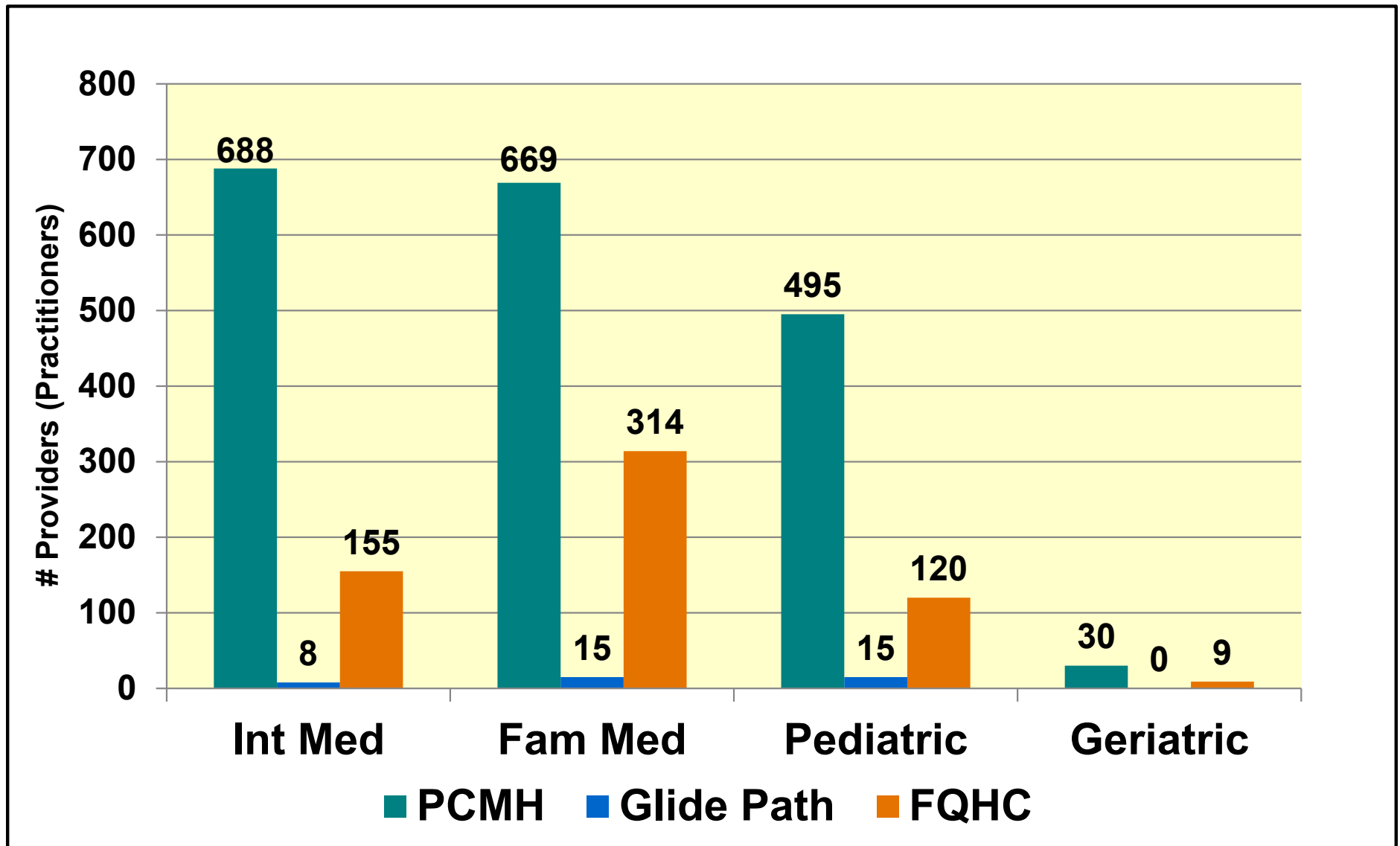
PCMH Program ADULT Member Attribution

Comparison of Total ADULT Members, Total ADULT Attributed Members,
and Total PCMH ADULT Attributed Members
By Quarter Ending December 2021 through December 2024

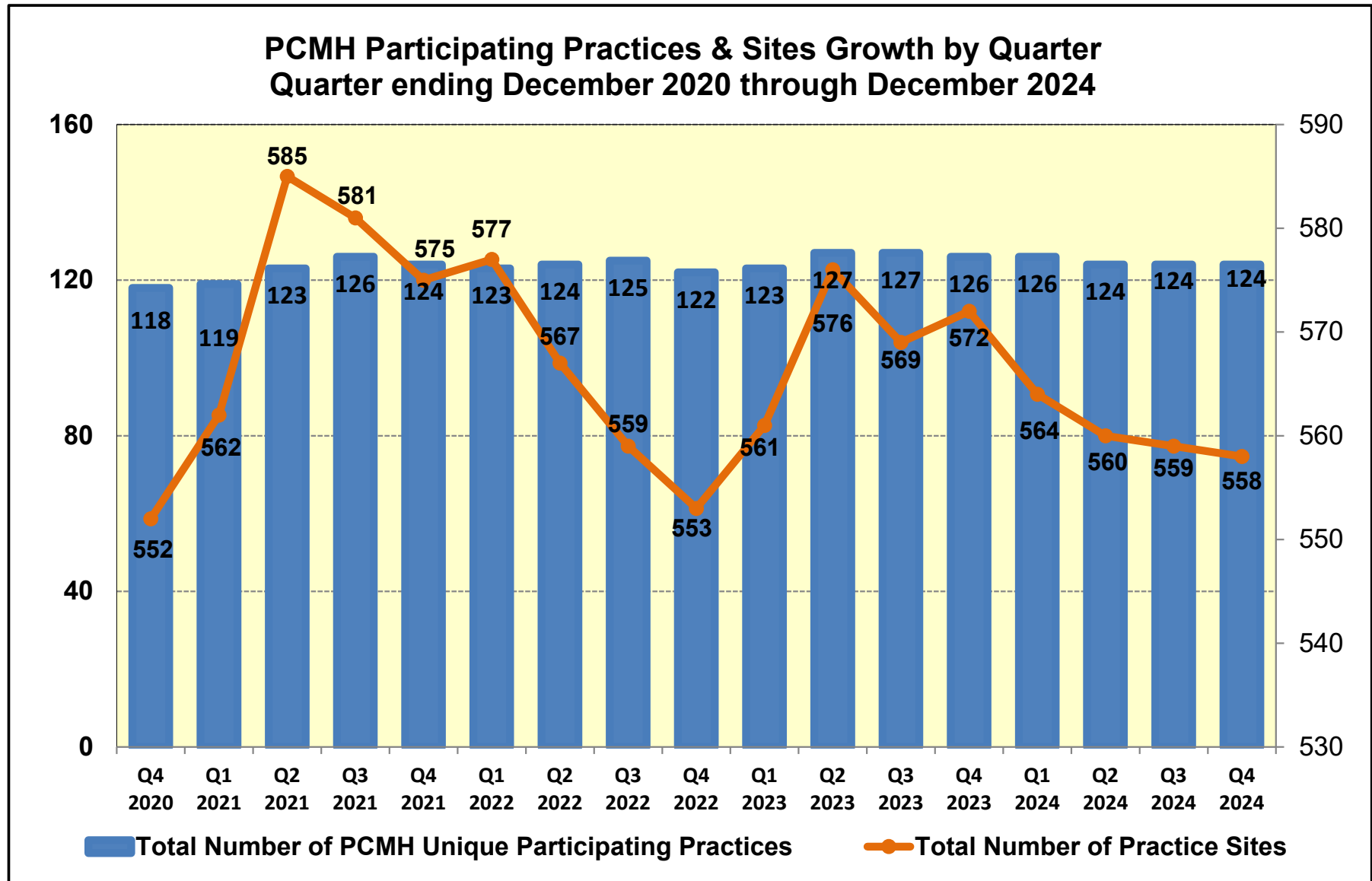


▲ Total ADULT Members ● Total Adult Attributed Members ○ Total PCMH ADULT Attributed Members

Provider Specialty by PCMH Program Participation as of January 31, 2025

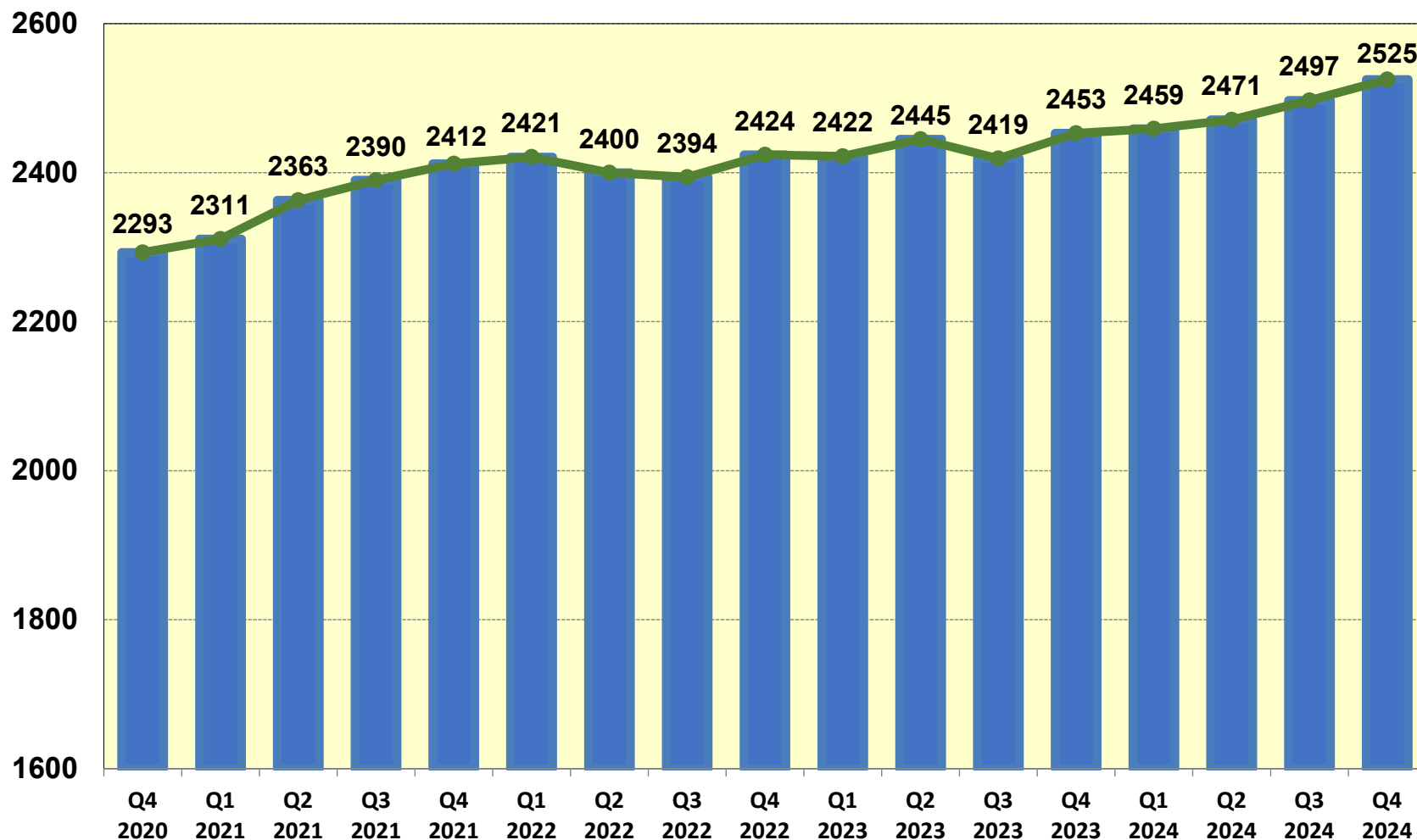



PCMH Program Growth-Practices & Sites



PCMH Program Growth - Providers

PCMH Total Participating Providers/Practitioners by Quarter
Quarter ending December 2020 through December 2024





PCMH Practice Quality Improvement (QI) Activity



PCMH Clinical Practice Transformation Specialists (CPTS) QI Activity

■ Contact with Practices

- The staff reviews practice measure data from the practice's Annual Profile report, claims and practice EHR reports during Q1 of each year.
- CPTS staff are required to meet with their assigned practices (FQHC/PCMH/Glide Path) quarterly. Many practices request monthly meetings.
- The CPTS helps practices choose measures to improve for the calendar year.
 - Measures are chosen based on low percentile rates (less than 50%).
 - These chosen measures are considered 'engaged measures'.
 - Measure resources, best practices, and improvement recommendations are shared with the practices.
 - Practices may choose not to engage due to limited resources, staffing issues, or lack of incentive associated with a measure.

■ Measure Tracking

- The CPTS monitors the practice's chosen measures, rates, processes, planned practice interventions and barriers to implementation and improvement.
- The staff uses the Plan-Do-Study-Act (PDSA) model for QI with the practices.

■ Dashboard Review

- CHNCT has developed an internal dashboard that provides current year to date measure rates with only a two month claims lag.
- The dashboard rates are reviewed with the practices at each QI meeting.
- Practices are provided a spreadsheet or power point with their current measure rates.



CPTS Practice QI Engagement

■ Measurement year (MY) 2023 Results

- 69 PCMH practices
- Improved 32 different measures
- 3% - 67.1%

■ MY 2024 Year to Date Results*

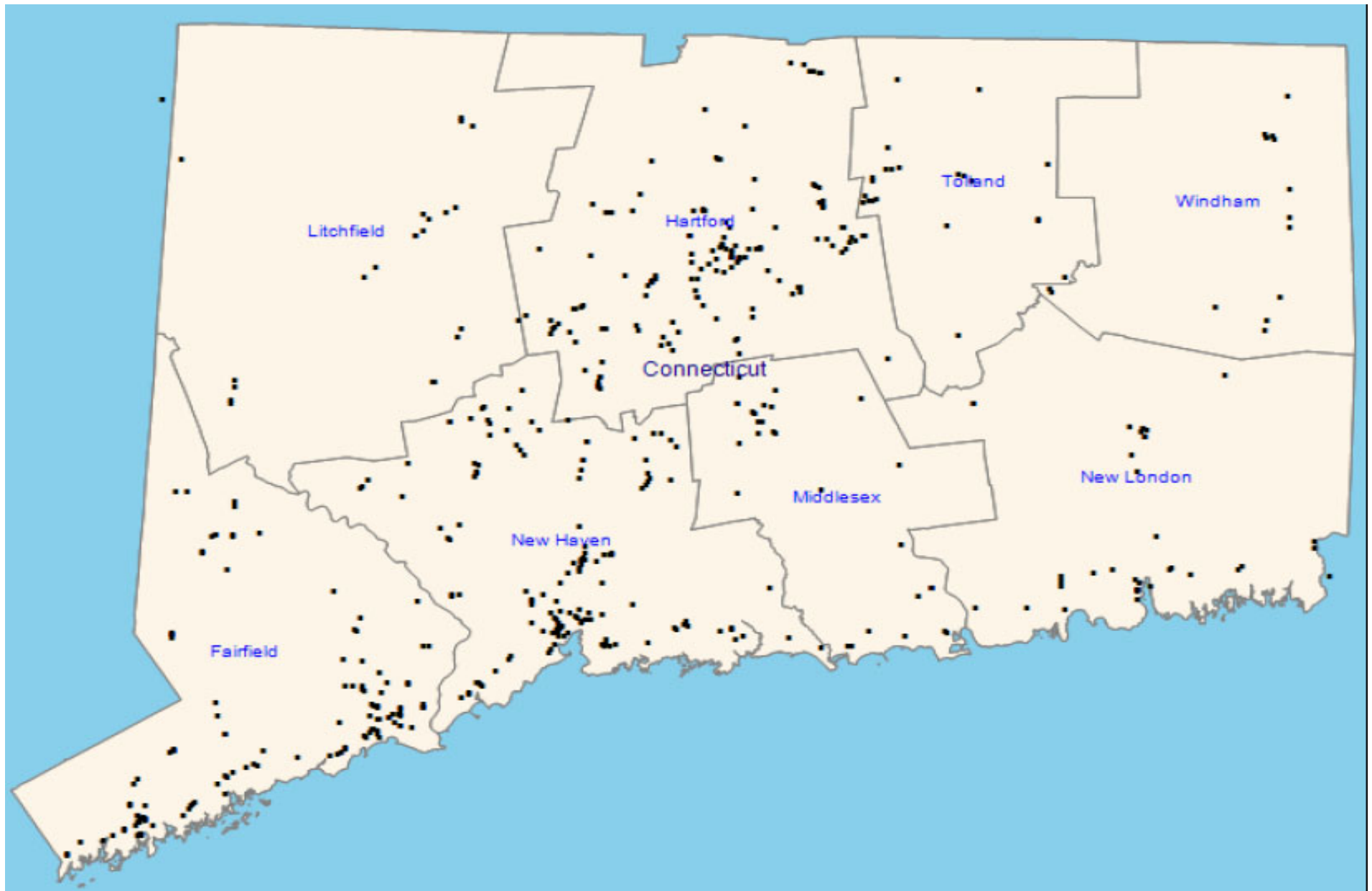
- Thirteen FQHC practices (76%) engaged with their CPTS on measures for QI
- Sixty-Nine PCMH practices (76%) engaged with their CPTS on measures for QI
- Eight Glide Path practices (89%) engaged with their CPTS on measures for QI

* Results reflect Q.I. activity from January 1, 2024 to December 31, 2024.



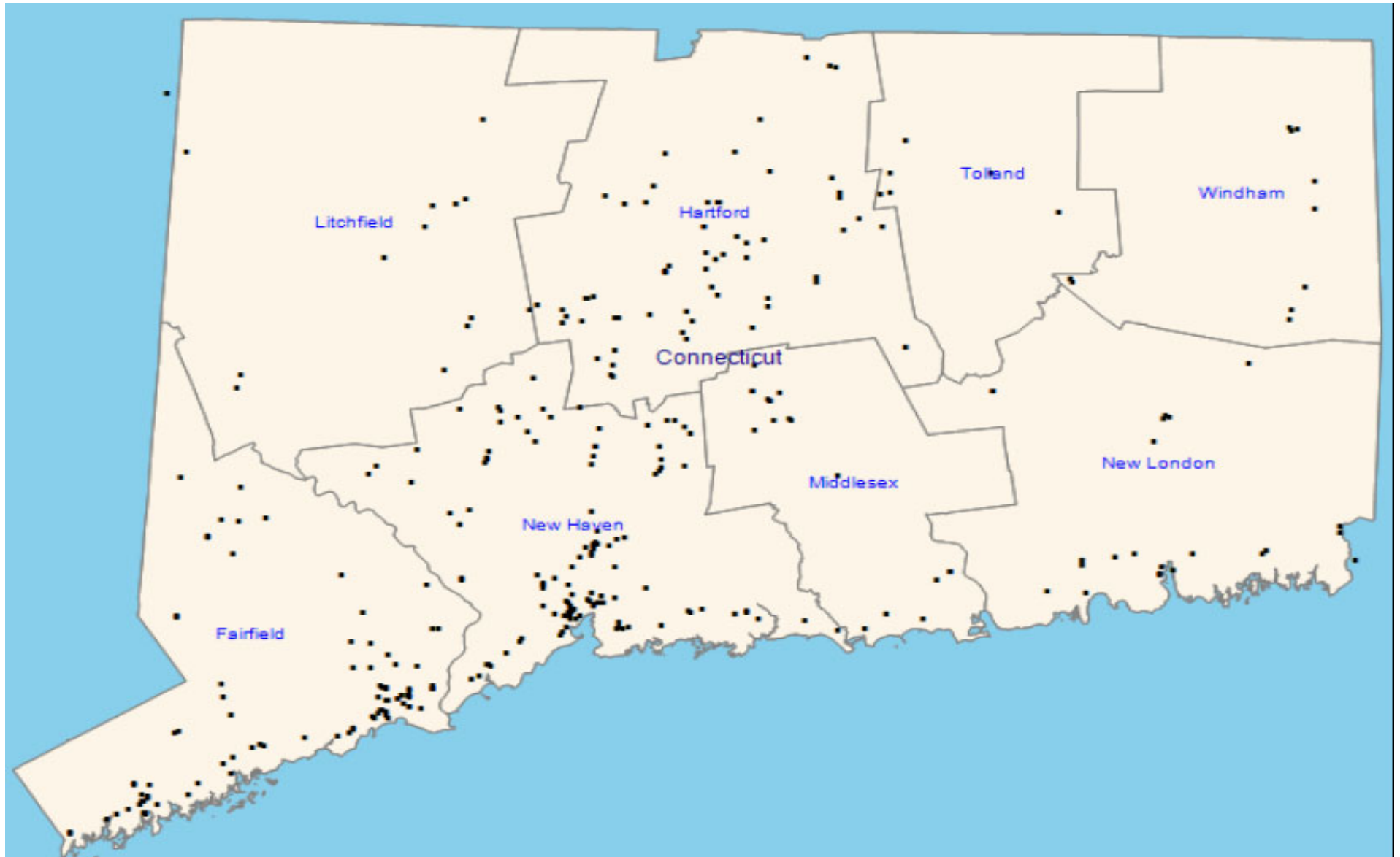
PCMH Practice Site Locations

All PCMH Program Practice Site Locations



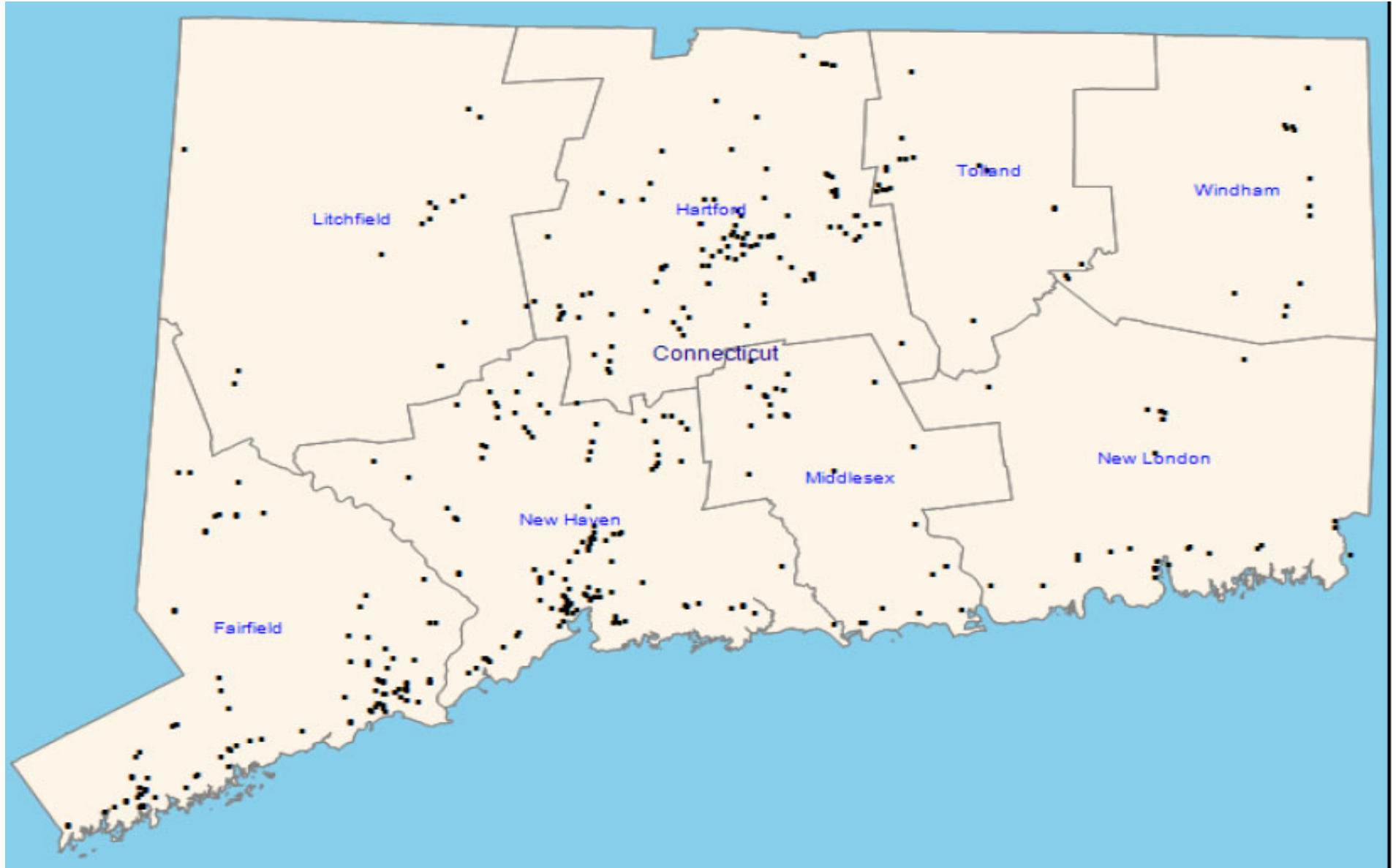
Note: Data is as of December 31, 2024 – Maps are updated quarterly.

Internal Medicine PCMH Program Practice Site Locations



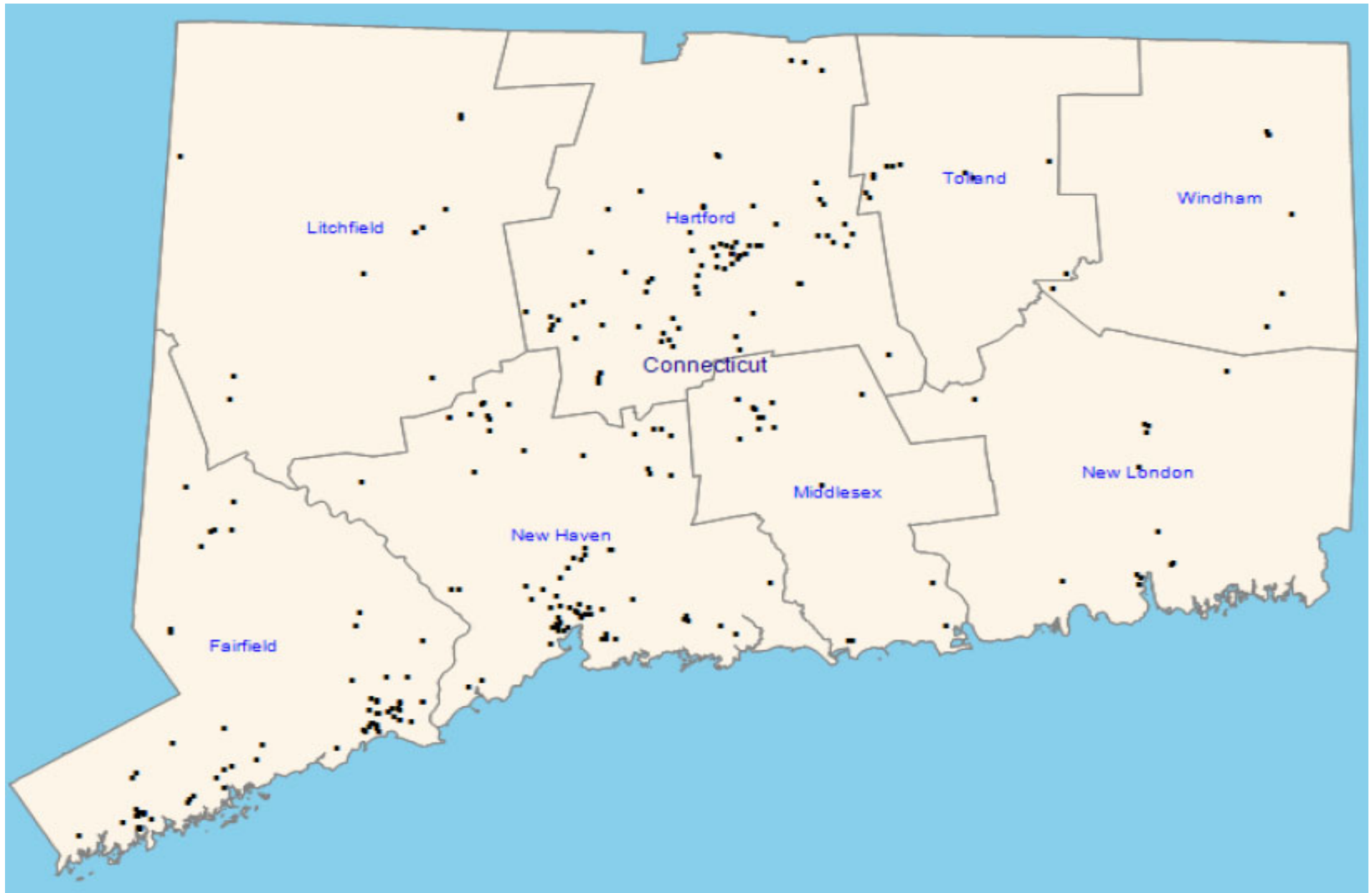
Note: Data is as of December 31, 2024 – Maps are updated quarterly.

Family Practice PCMH Program Practice Site Locations



Note: Data is as of December 31, 2024 – Maps are updated quarterly.

Pediatric PCMH Program Practice Site Locations



Note: Data is as of December 31, 2024 – Maps are updated quarterly.